KG REDDY
College of Engineering
& Technology

CERTIFICATION COURSE IN CIVIL ENGINEERING WITH SPECIALIZATION

IN

"ANALYSIS AND DESIGN OF A MULTI STOREY BUILDING BY USING STAAD PRO"

HELD ON

02-01-2020 to 05-03-2020

Department of Civil Engineering
KG Reddy College of Engineering & Technology
Chilkur (village), Moinabad (Mandal), RR Dist-501504

CO-ORDINATOR **HOD** **PRINCIPAL**

HEAD
DEPT.OF CIVIL ENGINEERING
K.G.REDDY COLLEGE OF ENGINEERING & TECHNOLOGY
CHILKUR (V), MOINABAD (M), R.R.DIST. T.S-501 504.

Principal
KG Reddy College of Engineering & Technology
Chilkur (V) Moinabad (M).
R. R. Dist

KG REDDY College of Engineering & Technology

SUMMARY REPORT OF

ANALYSIS AND DESIGN OF MULTI STOREY BUILDING

USING STAAD PRO

About course:

The certification course on ANALYSIS AND DESIGN OF A MULTI STOREY BUILDING USING STAAD PRO has concluded its work successfully by Department of Civil Engineering in KG Reddy College of Engineering and technology, Hyderabad, Telangana. This course contributed additional knowledge of students regarding practical design of buildings.

About The Software:

STAAD.Pro is one of the most widely used structural analysis and design software products worldwide. It supports over 90 international steel, concrete, timber & aluminium design codes.

It can make use of various forms of analysis from the traditional static analysis to more recent analysis methods like p-delta analysis, geometric non-linear analysis, Pushover analysis (Static-Non Linear Analysis) or a buckling analysis. It can also make use of various forms of dynamic analysis methods from time history analysis to response spectrum analysis. The response spectrum analysis feature is supported for both user defined spectra as well as a number of international code specified spectra.

Objective of course:

STAAD stands for Structural Analysis and Design. STAAD Pro is a structural analysis and design program used for steel, concrete, aluminum, and cold-formed steel design of virtually any structure including culverts, petrochemical plants, tunnels, bridges, etc. It is used for 3D model generation, analysis and multi-material design. The course objective is to train the students in Structural Modeling, Designing and Analysis, Integrated Design and Finite Element Analysis. The student will learn about above mentioned modules. The course is also useful for the faculty members of various engineering colleges and P.G and U.G Students of Civil Engineering

KG REDDY
College of Engineering
& Technology

Week-1
(02-01-2020)
Time: 09:00 AM to 10:00 AM

Inauguration of the course

The first day of certificate course started with welcoming and opening ceremony at KGRCET conference hall. The following dignitaries were representatives of certificate course were addressed and pointed out the importance of the course with short welcoming speech by Mr. S H JAGADISH and objectives to be achieved in the course was discussed .

Mr. K. Thangamani gave short speech on how companies are using STAAD Pro.

Technical Lecture on "Analysis and Design of Multi storey building by using STAAD Pro" by Mrs. NISHA JAJU,

Technical Lecture on "Analysis and design using STAAD PRO" by Mrs. NISHA JAJU

Time: 10:15 AM to 04:00 PM

Introduction of STAAD. Pro

Contents for the course were discussed by the guest and they are listed as following

1. Introduction
2. Geometry
3. Additional tools for Modeling
4. Properties
5. Constants, supports and other specifications
6. Loading
7. Analysis
8. Post processing
9. Design

After the tea break the technical session started with the Introduction to STAAD Pro and STAAD Software After the lunch break the Method of Analysis, Starting STAAD Pro, Creating New File, STAAD Pro Screen Opening and closing, Existing STAAD Pro. file and Saving & Saving As were taught for the students.

1. Using Structure Wizard
2. Drafting the Geometry using Snap node
3. Using Copy/Cut with Paste
4. Using Spreadsheet (Excel) Copy and Paste
5. Using DXF importing file function

Additional tools for modeling Translational Repeat Circular Repeat Mirror Rotate Move Insert Node Add Beam between Mid-Points Add Beam by Perpendicular Intersection Delete Undo/Redo Zooming/Panning Dimensioning

WEEK-3
(30-01-2020)

PHYSICAL PROPERTIES AND TYPES

On the third of the course the different Properties of the staad pro were discussed and the Property Types as following were explained and asked them to implement by using the software practically



Type 1: Prismatic Viewing Cross-Section
Type 2: Built-In Steel Table
Type 3: Thickness General Notes about Property Assigning

manually calculated values. If the results vary then there is some error or mistake took place while entering the input

WEEK-5
(19-02-2020)

POST PROCESSING RESULTS, CONCLUSION,CERTIFICATE DISTRIBUTION

On the last day of the course following topics were explained with the conclusion and certificate distribution at the end. The topics are Post Processing Results -Node Displacement, Node Reactions, Beam Forces, Beam Stresses Beam Graphs, and Animation Other Ways: Double-Clicking a Beam.

HOD

HEAD
DEPT.OF CIVIL ENGINEERING
K.REDDY COLLEGE OF ENGINEERING & TECHNOLOGY
CHILKUR (V), MOINABAD (M), R.R.DIST. T.S-501 504

PRINCIPAL

Principal
KG Reddy College of Engineering & Technology
Chilkur (V) Moinabad (M).
R. R. Dist

KG REDDY College of Engineering & Technology

KG REDDY COLLEGE OF ENGINEERING AND TECHNOLOGY

(Chilkur(vill), Moinabad (Mdl), R.R.Dist)

CERTIFICATE COURSE ON

"ANALYSIS AND DESIGN OF A MULTI STOREY BUILDING BY USING STAAD PRO"

HELD ON

JANUARY 2020 TO MARCH 2020

DEPARTMENT OF CIVIL ENGINEERING

KG REDDY
College of Engineering
& Technology

Ref No: KGRCET/CE/2019-20/

Date: 28/12/2019

CIRCULAR

All the students of III-Year II-semester B.Tech CIVIL are here by instructed to enroll for the certification course on "ANALYSIS AND DESIGN OF MULTI STOREY BUILDING USING STAAD PRO", which is offered by KG Reddy college of Engineering and Technology from 02/01/2020 TO 05/03/2020. Interested students are instructed to contact Mr.K.Thangamani for completing their registration before 19/10/2019.

HOD

HEAD
DEPT.OF CIVIL ENGINEERING
G.REDDY COLLEGE OF ENGINEERING & TECHNOLOGY
COLLEGE (V), MOINABAD (M), R.R.DIST. T.S-501 504.

Principal

Principal
KG Reddy College of Engineering & Technology
Chilkur (V) Moinabad (M).
R. R. Dist



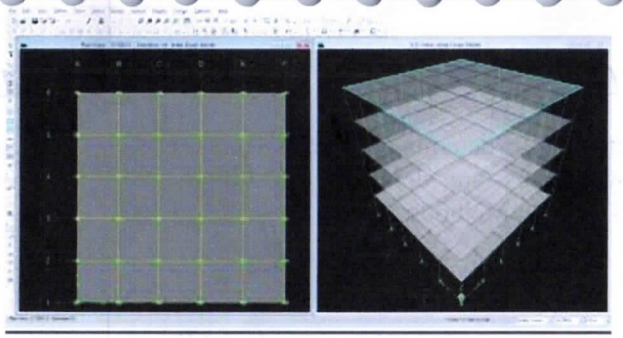

REGISTRATION FORM

NAME: -

_____

ROLLNO:

_____

YEAR/SEM:

_____

INSTITUTION:

_____

MOBILE:

_____

EMAIL ID:

_____

DATE:

SIGNATURE

CHIEF PATRON

Ln.K.Krishna Reddy
Chairman, KGRCET

PATRON

Dr.R.S.Jahagirdar
Principal,KGRCET

COURSE COORDINATOR

SH JAGADISH

RESOURCE PERSON

Mr. NISHA
M.TECH STRUCTURES

INTERNAL COMMITTEE MEMBERS

CH HARINAGA PRASAD, Asst.Prof, CE
KASHINATH PATIL, Asst.Prof, CE
M. SAKSHI, Asst.Prof, CE
M RATHNACHARY, Asst.Prof, CE

TECHNICAL COMMITTEE MEMBERS

G VENNKATA SAI PRASAD, Asst.Prof, CE

KG REDDY
College of Engineering
& Technology

CERTIFICATE COURSE
ON
ANALYSIS AND DESIGN OF A MULTI STOREY BUILDING BY STAAD PRO

02 January 2020

TO

26 March 2020

Organized By
Department Of Civil Engineering
KG Reddy college of engineering & Technology, Hyderabad, Telangana
website:www.kgr.ac.in
Email: hod.civil@kgr.ac.in

ABOUT ORGANISING INSTITUTE

K G Reddy College of Engineering &Technology is a premier institute of engineering, established in the year 2008 under the patronage of the Aristotle Educational Society. The institute is approved by AICTE and affiliated to JNTUH. KGRCET is situated in the vicinity of Hyderabad city about 20 km radius. Institute is a fast growing Engineering College in Telangana and strives to provide state-of-art infrastructure. Multi-speciality faculty continuously reviews, innovate and experiment with update teaching methodologies and learning resources and focuses on research training and consultancy through integrated institute-industry symbiosis. All faculties and Students are actively involved in research, development, testing, consultancy and publication of research papers and books. The department CSE is recognized as an active research centre by different national research organization.

ABOUT THE DEPARTMENT:

The department has expertise in almost the entire spectrum of civil engineering namely in Highway technology, Planning, Design, Construction and Management. The department with its multifaceted faculty continues to maintain and cultivate its strong links with infrastructural industry, academics and research. Many of our faculty members and students are involved in research activities in various areas of civil engineering. Along with the curricular the department encourages its students to take part in various cultural-sports-art festivals in and around the country.

OBJECTIVE:

The objective is to determine Nodes, Beams, and Plates How things are done in the Input file Geometry Creation Methods

SCOPE:

Correct assessment of loads both dead and live loads are important since excessive assumed loads may lead to uneconomical member sizes and footing sizes. Also excessive loads will be adding more weight in the case of seismic forces

TOPICS COVERED:

1.Introduction

2.Geometry

3.Additional tools for Modeling

4.Properties

5.Constants, supports and other specifications

6.Loading

7.Analysis

8.Post processing

9.Design

REGISTRATION:

The registration for each participants may be done by following ways

(a) Fill up the form and submit to course coordinator

Last date for submission of application:

15 OCTOBER 2019

VENUE:

Civil Seminar hall

DEPARTMENT OF CIVILENGINEERING

CORRESPONDENCE TO:

K THANGAMANI, Asst Prof, CE Department.

KG REDDY College of Engineering & Technology

KG REDDY College of Engineering & Technology

KG REDDY COLLEGE OF ENGINEERING AND TECHNOLOGY

DEPARTMENT OF CIVIL ENGINEERING

CERTIFICATE COURSE ON ANALYSIS AND DESIGN OF A MULTI STOREY BUILDING USING STAAD PRO

SYLLABUS

- **Overview of Structural Analysis and Design:** Introduction STAAD Pro V8i, STAAD Pro Workspace, STAAD Pro Interface, Co-ordinate Systems, Units and Dimensions,Labels.
- **Geometry creation Methods:** Insert Node, Add Beam, Model Editing Tools, Section Properties, Full Section, Structure Diagrams, Supports Assignment
- **Introduction to RCC Design as per IS 456:** Defining Various RCC Design Parameters, Beam Design, Column Design, RCC Detailing Methods, Wind Load Design As per IS 875 III, Introduction to wind design, Design factors and Coefficient
- **Calculation of Wind load as per IS 875 Part 3:** Create Wind definition, Primary Load Case for Wind load, Load combinations

HOD

HEAD
DEPT.OF CIVIL ENGINEERING
K.G.REDDY COLLEGE OF ENGINEERING & TECHNOLOGY
CHILKUR (V), MOINABAD (M), R.R.DIST. T.S-501 504.

PRINCIPAL

Principal
KG Reddy College of Engineering & Technology
Chilkur (V) Moinabad (M).
R. R. Dist.

KG REDDY College of Engineering & Technology

DEPARTMENT OF CIVIL ENGINEERING

CERTIFICATE COURSE ON ANALYSIS AND DESIGN OF A BUILDING USING STAAD PRO

SCHEDULE

DAY	TIME	TOPIC
WEEK-1	09:00-10:00	Inauguration of Workshop
	10:00-11:00	Introduction of Guest
	11:00-11:10	Tea Break
	11:10-01:00	Introduction STAAD.Pro
	01:00-02:00	lunch break
	02:00-04:00	Staad Pro Workspace, Interface
WEEK-2	09:00-10:00	Co-ordinateSystems
	10:00-11:00	Units and Dimensions
	11:00-11:10	Tea Break
	11:10-01:00	Labels and tools
	01:00-02:00	lunch break
	02:00-03:00	Geometry creation Methods
	03:00-03:10	Tea Break
	03:10-04:15	Insert node, add beam
WEEK-3	09:00-11:00	Model Editing Tools
	11:00-11:10	Tea Break
	11:10-01:00	Model Editing Tools
	01:00-02:00	lunch break
	02:00-03:00	Loading for the structure
	03:00-03:10	Tea Break
	03:10-04:15	Understanding Staad Editor
WEEK-4	09:00-11:00	Section Properties
	11:00-11:10	Tea Break
	11:10-01:00	Section Database
	01:00-02:00	lunch break
	02:00-03:00	Assignment Method
	03:00-03:10	Tea Break
	03:10-04:15	User table Beta Angle
WEEK-5	09:00-11:00	Structure Diagrams, Range By Min/Max, Select to View
	11:00-11:10	Tea Break

KG REDDY
College of Engineering
& Technology

	11:10-01:00	Cut Sections/Plane, Supports Assignment
	01:00-02:00	lunch break
	02:00-03:00	conclusion , question and answer of the session
	03:00-03:10	Tea Break
	03:10-04:15	certificate distribution

CO-ORDINATOR

HOD

HEAD
DEPT.OF CIVIL ENGINEERING
K.G.REDDY COLLEGE OF ENGINEERING & TECHNOLOGY
CHILKUR (V), MOINABAD (M), R.R.DIST. T.S-501 504.

PRINCIPAL

KG REDDY
College of Engineering
& Technology

RESOURCE PERSON PROFILE

Mrs. NISHA JAJU has M.Tech with specialization in Structural Engineering. She actively practices in both the disciplines in teaching and industries. Delivered lectures "STAAD PRO and AUTO CAD for high rise buildings" at National workshops on High rise buildings organized by FUTURE ZEN TECHNOLOGIES. She has experience of training students for STAAD Pro and AUTO CAD software in various institutions.

Mrs. NISHA JAJU, a highly accomplished and renowned Trainer and Speaker has an work experience of 2 years. She has conducted many workshops for AUTOCAD and STAAD Pro in various institutions . And trained many students for these softwares.

KG REDDY College of Engineering & Technology

KG Reddy College of Engineering & Technology

(Approved by AICTE, New Delhi, Affiliated to JNTUH, Hyderabad)
Chilkur (Village), Moinabad (Mandal), R. R Dist, TS-501504

Accredited by NAAC

TRAINING CELL

III & IV YEAR CE AUTOCADD AND STAAD PRO SYLLABUS COVERAGE

ACADEMIC YEAR 2019-20

S.no	Year/Sem	Trainer Name	Topics to be Covered	Training Date & Session hrs	Signature
1.	IV/II	Nisha Jaju	Introduction of staad pro	02-JAN-2020 9:30 to 12:30 pm	@jshg
2.	IV/II	Nisha Jaju	Introduction & user inter-face of staad pro and simple problems.	08-JAN-2020 1:30 to 4:30 pm	@jshg
3.	IV/II	Nisha Jaju	Beams with point load UDL, UVL, & moment	09-JAN-2020 9:30Am to 12:30pm	@jshg
4.	IV/II	Nisha Jaju	G+3 plan with Dead Load & Live Load	30-01-2020 9:30Am to 12:30pm	@jshg
5.	IV/II	Nisha Jaju	G+5 plan with Automatic & manual Concrete design	31-01-2020 9:30Am to 12:30pm	@jshg
6.	IV/II	Nisha Jaju	G+7 commertial building with IS 456 Concrete design & Lab.	05-02-2020 1:30 pm to 4:30 pm	@jshg

Training Cell Coordinator

HOD

HEAD
DEPT. OF CIVIL ENGINEERING
K.G.REDDY COLLEGE OF ENGINEERING & TECHNOLOGY
CHILKUR (V), MOINABAD (M), R.R.DIST. T.S-501 504

Principal

Principal
KG Reddy College of Engineering & Technology
Chilkur (V) Moinabad (M),
R. R. Dist.

Document Softcopy Location:

KG REDDY College of Engineering & Technology

KG Reddy College of Engineering & Technology

(Approved by AICTE, New Delhi, Affiliated to JNTUH, Hyderabad)
Chilkur (Village), Moinabad (Mandal), R. R Dist, TS-501504

Accredited by NAAC.

TRAINING CELL

III & IV YEAR CE AUTOCADD AND STAAD PRO SYLLABUS COVERAGE

ACADEMIC YEAR 2019-20

S.no	Year/Sem	Trainer Name	Topics to be Covered	Training Date & Session hrs	Signature
1.	IV/II	Nisha Jaju	Truss with steel design by using IS Code	06-02-2020 9:30 to 12:30pm	Nisha
2.	IV/II	Nisha Jaju	3 types of water tank with Hydrostatic load.	20-02-2020 9:30 to 12:30pm	Nisha
3.	IV/II	Nisha Jaju	Wind load & Earth quake load with IS code book.	20-02-2020 1:30pm to 4:30pm	Nisha
4.	IV/II	Nisha Jaju	Tower with steel design (High Tension & Em Tower)	04-03-20 1:30pm to 4:30pm	Nisha
5.	IV/II	Nisha Jaju	Bridge deck with moving load.	05-03-20 9:30Am to 12:30pm	Nisha
6.					

Training Cell Coordinator

HOD

HEAD
DEPT OF CIVIL ENGINEERING
K.G.REDDY COLLEGE OF ENGINEERING & TECHNOLOGY
CHILKUR (V), MOINABAD (M), R.R.DIST. T.S-501 504

Principal

Principal
KG Reddy College of Engineering & Technology
Chilkur (V) Moinabad (M).
R. R. Dist

Document Softcopy Location:

KG REDDY College of Engineering & Technology

KG REDDY COLLEGE OF ENGINEERING AND TECHNOLO

Cetification Course in Civil Engineering Department ,

2019-2020 Academic Year , IV Year II Semister

ANALYSIS & DESIGN OF MULTI STOREY BUILDING BY USING STAAD PRO

Attendance Sheet For January

S.No	Roll Number	Student Name	02/01/20	08/01/20	09/01/20	30/01/20	31/01/20	05/02/20	6/02/20	20/02/20
1	15H11A0154	MOHD MUDASSIR	—	—	—	—	—	—	—	
2	15H11A0172	SHOAIB KHAN	—	—	—	—	—	—	—	
3	15H11A0188	MD AHAZAR	—	—	—	—	—	—	—	
4	15QM1A0117	K KARTHIK	—	—	—	—	—	K.Karthik	K.Karthik	
5	15QM1A0120	K RAGHUDEEP	—	—	—	—	—	Raghed	Raghed	
6	15QM1A0122	K PRUDHVI RAJ	—	—	—	—	—	PRUDHVIRAJ	PRUDHVIRAJ	
7	15QM1A0124	M TULASI KUMAR	—	—	—	—	—	Tulasi	Tulasi	
8	15QM1A0128	MD SAJEED	Sajeed	Sajeed	Sajeed	—	Sajeed	Sajeed	Sajeed	
9	15QM1A0129	MD SHAHBAZ HUSSAIN	—	—	—	—	—	Shabaz	Shabaz	
10	16H11A0102	ABDUL BASHEER	Baseer	baseer	baseer	—	baseer.	Baseer.	Baseer	
11	16H11A0107	B SUDHAKAR	—	—	—	—	—	—	—	
12	16H11A0120	KHAJA MOINUDDIN	Khaja	Khaja	Khaja	Khaja	Khaja	Khaja	Khaja	
13	16H11A0121	KHALEEL UR RAHMAN	Khaleel	Khaleel	Khaleel	—	Khaleel	Khaleel	Khaleel	
14	16H11A0123	MD IMRAN AHMED	Imran	Imran	Imran	Imran	Imran	Imran	Imran	
15	16H11A0137	MD ABDUL HUZAFA RAZZAK	—	—	—	—	—	—	—	
16	16H11A0140	MOHAMMED ABDUL	Shabbas	Shabbas	Shabbas	Shabbas	Shabbas	Shabbas	—	
17	16H11A0156	MOHAMMED WASEEM	Waseem	Waseem	Waseem	Waseem	Waseem	—	Waseem	
18	16H11A0166	MOHD MANSOOR AKTHER	Mansoor	Mansoor	Mansoor	Mansoor	—	—	—	
19	16H11A0167	MOHD MAQBOOL AHMED	Maqbool	Maqbool	Maqbool	Maqbool	—	—	—	
20	16H11A0171	MOHD SOHAIL KHAN	Sohail	Sohail	Sohail	Sohail	—	—	Sohail	
21	16H11A0172	MOHD SUMAIR	Sumair	Sumair	Sumair	Sumair	Sumair	Sumair	—	
22	16H11A0181	SHAK MAJEED AHMED	Majeed	Majeed	Majeed	Majeed	Majeed	Majeed	Majeed	
23	16H11A0190	SYED OWAISE ALI	Owaise	Owaise	Owaise	Owaise	Owaise	—	Owaise	
24	16H11A0196	PARAMJIT KUMAR SAHANI	—	—	—	—	—	—	—	
25	16QM1A0101	ABU SHAHMA	—	—	—	—	—	Abu Shahma	Abu Shahma	
26	16QM1A0102	Akula Balachandar	—	—	—	—	—	—	—	
27	16QM1A0105	CH Sairam Goud	—	—	—	—	—	—	—	

			2/01/20	8/01/20	9/01/20	30/01/20	31/01/20	05/02/20	06/02/20	20/02/20
28	16QM1A0109	K VAMSHIDHAR REDDY								
29	16QM1A0110	LIKHA LEJ	—	—	—		—			
30	16QM1A0114	MUSTKIM ANSARI								
31	16QM1A0115	PACHIKA SHIVANI								
32	16QM1A0116	PASALA ARPITHA					—	—		
33	16QM1A0121	KADARI ABHISHEK	—	—	—					
34	17H15A0101	MOHAMMED MAHBOOB								
35	17H15A0103	MOHAMMED MUZAFUR								
36	17H15A0104	P SUDHAKAR					—			
37	17H15A0107	L VINOD KUMAR								
38	17QM5A0101	ABBADASARI PREM KUMAR						—		
39	17QM5A0102	BASUPALLI PRAFUL								
40	17QM5A0103	BODDU RAHUL								
41	17QM5A0104	BONDLA SRAVAN KUMAR								
42	17QM5A0105	BUDURI SHYAM KUMAR						—		
43	17QM5A0106	CH GOURI SHANKER GOUD					—			
44	17QM5A0107	D SAI KUMAR YADAV								
45	17QM5A0108	D VAMSHI KRISHNA						—		
46	17QM5A0109	GADDAM SWATHI								
47	17QM5A0110	J SNEHA								
48	17QM5A0111	JANUMULA NARENDER								
49	17QM5A0112	J CHANDRA KANTH REDDY								
50	17QM5A0113	KAMMARI SATHISH KUMAR								
51	17QM5A0114	KATLE TIRUPATHI	—	—	—	—	—	—	—	
52	17QM5A0115	K VAMSHI VARDHAN REDDY								
53	17QM5A0116	KOMAKULA BHASKER								
54	17QM5A0117	KUMMARI ESHWAR	—	—	—		—	—	—	
55	17QM5A0118	P VINAYKUMAR GOUD								
56	17QM5A0120	TEEGALA SAI KIRAN	—	—	—					
57	17QM5A0121	URAGONDA MANIDEEP	—	—	—					

HOD

HEAD
DEPT.OF CIVIL ENGINEERING
K.G.REDDY COLLEGE OF ENGINEERING & TECHNOLOGY
CHILKUR (V), MOINABAD (M), R.R.DIST. T.S-501 504.

Principal

Principal
KG Reddy College of Engineering & Technology
Chilkur (V) Moinabad (M)
R. R. Dist.

KG REDDY COLLEGE OF ENGINEERING AND TECHNOLOGY

Cetification Course in Civil Engineering Department ,

2019-2020 Academic Year , IV Year II Semister

ANALYSIS & DESIGN OF MULTI STOREY BUILDING BY USING STAAD PRO

Attendance Sheet

S.No	Roll Number	Student Name	AN 20/02/20	AN 20/02/20	AN: 4/03/20	5/03/20
1	154 15IH1A0172	MOHD MUDASSIR ABDUL EBRAHAN				
2	15IH1A0188	SHOAIB KHAN				
3	15H1A0188	MD AHAZAR (O)				
4	15QM1A0117	K KARTHIK				
5	15QM1A0120	K RAGHUDEEP				
6	15QM1A0122	K PRUDHVI RAJ				
7	15QM1A0124	M TULASI KUMAR	20/02/20	20/02/20		
8	15QM1A0128	MD SAJEED				
9	15QM1A0129	MD SHAHBAZ HUSSAIN				
10	16H1A0102	ABDUL BASHEER				
11	16H1A0107	B SUDHAKAR				
12	16H1A0120	KHAJA MOINUDDIN				
13	16H1A0121	KHALEEL UR RAHMAN				
14	16H1A0123	MD IMRAN AHMED				
15	16H1A0137	MD ABDUL HUZAFA RAZZAK				
16	16H1A0140	MOHAMMED ABDUL				
17	16H1A0156	MOHAMMED WASEEM				
18	16H1A0166	MOHD MANSOOR AKTHER				
19	16H1A0167	MOHD MAQBOOL AHMED				
20	16H1A0171	MOHD SOHAIL KHAN				
21	16H1A0172	MOHD SUMAIR				
22	16H1A0181	SHAK MAJEED AHMED				
23	16H1A0190	SYED OWAISE ALI				
24	16H1A0196	PARAMJIT KUMAR SAHANI				
25	16QM1A0101	ABU SHAHMA				
26	16QM1A0102	AKULA BALACHANDAR				
27	15H1A0172	md mudassir				

27	16QM1A0105	CH SAI RAM GOUD								
28	16QM1A0109	K VAMSHIDHAR REDDY								
29	16QM1A0110	LIKHA LEJ								
30	16QM1A0114	MUSTKIM ANSARI								
31	16QM1A0115	PACHIKA SHIVANI								
32	16QM1A0116	PASALA ARPITHA								
33	16QM1A0121	KADARI ABHISHEK								
34	17H15A0101	MOHAMMED MAHBOOB								
35	17H15A0103	MOHAMMED MUZAFUR								
36	17H15A0104	P SUDHAKAR								
37	17H15A0107	L VINOD KUMAR								
38	17QM5A0101	A PREM KUMAR								
39	17QM5A0102	BANUPALLI PRAFUL								
40	17QM5A0103	BOBDU RAHUL								
41	17QM5A0104	BONDLA SRAVAN KUMAR								
42	17QM5A0105	BUDURI SHYAM KUMAR								
43	17QM5A0106	CH GOURI SHANKER GOUD								
44	17QM5A0107	D SAI KUMAR YADAV								
45	17QM5A0108	D VAMSHI KRISHNA								
46	17QM5A0109	GADDAM SWATHI								
47	17QM5A0110	J SNEHA								
48	17QM5A0111	JANUMULA NARENDER								
49	17QM5A0112	J CHANDRA KANTH REDDY								
50	17QM5A0113	K SATHISH KUMAR								
51	17QM5A0114	KATLE TIRUPATHI								
52	17QM5A0115	K VAMSHI VARDHAN								
53	17QM5A0116	KOMAKULA BHASKER								
54	17QM5A0117	KUMMARI ESHWAR								
55	17QM5A0118	P VINAYKUMAR GOUD								
56	17QM5A0120	TEEGALA SAI KIRAN								
57	17QM5A0121	URAGONDA MANDEEP								

HoD

HEAD
DEPT.OF CIVIL ENGINEERING
K.G.REDDY COLLEGE OF ENGINEERING & TECHNOLOGY
CHILKUR (V), MOINABAD (M), R.R.DIST. T.S-501 504.

Principal

Principal
KG Reddy College of Engineering & Technology
Chilkur (V) Moinabad (M).
R. R. Dist

KG REDDY
College of Engineering
& Technology

DEPARTMENT OF CIVIL ENGINEERING

CERTIFICATION COURSE EXAMINATION

IN

ANALYSIS OF AN MULTI STORIED BUILDING USING STAAD PRO

16/20

NAME: MD WASEEM **ROLL NO:** 16 M1A0156

1. The _____ group allow s you to change the display of load arrows.
   A) Modeling Scale B) L ading Scale C) Displacement D) Result Scales
2. With the help of which of the following functions, you can duplicate N des, Beams, and Plates, in the direction f X,Y,Z?
   A) Circular Repeat B) I irror C) Translational Repeat D) In ert Nodes
3. Which of the following sub-pages are in Foundation Plan Pages?
   A) Linear Grid Setting B) Radial Grid Setup C) Column Positioning
   D) Column Dimension and width
4. A In Meshing Parametric d alog box, by default, bias value is ___ and divi value is __
   A) Bias is 1 Divi is 15 B) Bias is 1 Divi is 11 C) Bias is 2 D ivi is 10
   D) Bias is 1 Divi is 10
5. By default, Response Rec uction Factor Value for Special RC Mom nt Resisting Frame is?
   A) 1 B) 3 C) 6 D) 5
6. Dead loads are self-weights of material, equipment, or components that are relatively constant throughout the structure's life.
   A) true B) False
7. How many types of meshing we have in STAAD.Pro?
   A) 1 B) 2 C) 5 D) 4
8. Pinned Support will have _____ reactions
   A) 2 B) 6 C) 4 D) 3
9. How many types of Models are available in the Structure Wizard?
   A) 5 B) 8 C) 7 D) 6
10. Indian Standard Criteria fo Earthquake Resistant design of Structure is?

A) IS 1893-2003 B) IS 1893 2002 C) IS 1892-2005 D) IS 1892-2 03

KG REDDY
College of Engineering
& Technology

DEPARTMENT OF CIVIL ENGINEERING

CERTIFICATION COURSE EXAMINATION

IN

ANALYSIS OF AN MULTI STORIED BUILDING USING STAAD PRO

18/20

NAME: 16QM1A0101-ABU SHARMA **ROLL NO:** 16QM1A0101

1. The _____ group allows you to change the display of load arrows.
   A) Modeling Scale B) Loading Scale C) Displacement D) Result Scales
2. With the help of which of the following functions, you can duplicate Nodes, Beams, and Plates, in the direction of X,Y,Z?
   A) Circular Repeat B) Mirror C) Translational Repeat D) Insert Nodes
3. Which of the following sub-pages are in Foundation Plan Pages?
   A) Linear Grid Setting B) Radial Grid Setup C) Column Positioning
   D) Column Dimension and width
4. A In Meshing Parametric dalog box, by default, bias value is ___ and divi value is __
   A) Bias is 1 Divi is 15 B) Bias is 1 Divi is 11 C) Bias is 2 Divi is 10
   D) Bias is 1 Divi is 10
5. By default, Response Reduction Factor Value for Special RC Moment Resisting Frame is?
   A) 1 B) 3 C) 6 D) 5
6. Dead loads are self-weights of material, equipment, or components that are relatively constant throughout the structure's life.
   A) true B) False
7. How many types of meshing we have in STAAD.Pro?
   A) 1 B) 2 C) 5 D) 4
8. Pinned Support will have _____ reactions
   A) 2 B) 6 C) 4 D) 3
9. How many types of Models are available in the Structure Wizard?
   A) 5 B) 8 C) 7 D) 6
10. Indian Standard Criteria for Earthquake Resistant design of Structure is?

A) IS 1893-2003 B) IS 1893 2002 C) IS 1892-2005 D) IS 1892-2003

KG REDDY
College of Engineering
&Technology

CERTIFICATE

Name: ABU SHARMA

Registration No: 16QM1A0101

has successfully completed the prescribed requirements for the award of certificate course on **"ANALYSIS AND DESIGN OF A MULTI STOREY BUILDING BY USING STAAD PRO"** conducted by Civil Engineering Department held in month of January to March 2020 in the academic year 2019-2020.

Date: 25/02/2020

Course Coordinator

Principal